




## WHO WE ARE

Progressive Animal Welfare Services (PAWS) is a volunteer-based charity organization dedicated to helping disadvantaged and in-crisis people access veterinary care to keep their animal companions safe, healthy, and in their loving arms. We know that animal companions bring unconditional love and acceptance and proven physical and mental health benefits to children, adults, the vulnerable and the elderly.

Our programs support access to care such as vaccinations, spay/neuters, and essential medical care to significantly reduce suffering for humans and their companions.




## OUR PROGRAMS

- Essential Medical Fund
- Preparation for Safety Fund
- Rescue Support Fund
- Access For Everyone Fund

If you have a need that does not fall into one of these programs, please send us an email at [info@pawscanada.ca](mailto:info@pawscanada.ca) to see if there is still a way we can help, or if we can connect you with other resources.

[info@pawscanada.ca](mailto:info@pawscanada.ca)

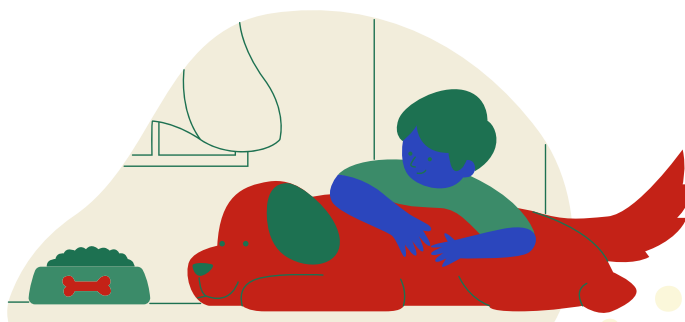



# PAWS

## Progressive Animal Welfare Services

### TIPS FOR A PET-FRIENDLY GARDEN/BACKYARD

[pawscanada.ca](http://pawscanada.ca)





## CONSIDERING YOUR PET WHEN DESIGNING YOUR OUTDOOR SPACE/BACKYARD IS IMPORTANT!

### HERE ARE SOME TIPS FOR PET-FRIENDLY GARDEN/BACKYARD.

#### Keeping your pets in mind:

- Have safe and secure fencing
- Try to repel ticks  
(See our handout on tick prevention!)
- Protect from toxic plants  
(see our toxic plant handout!)
- Avoid harmful chemicals
- Keep away from sharp objects; ensure sharp objects are stored properly
- Prepare for yellow spots
- Prepare for poop collection - have bags or a system to ensure a clean backyard

#### Keeping you in mind:

Areas that should be set up separate may include:

- Entertaining
- Dining
- Play areas
- Growing vegetables
- Quiet shady areas



#### 10 basics for your backyard:

1. Avoid using chemicals on the lawn that will be absorbed when the pet licks a paw, nibbles the grass, etc.
2. Create a designated area for play or digging, using sand or bark.
3. To prevent a dog from running through your borders, create paths through them, or create clearly defined boundaries, using hardy shrubs or a low-growing box hedge. Raised beds are a great option to protect your plants and create a pathway
4. Some dogs will dig under fences, or escape through small spaces or holes.  
Make sure your fence is well-secured at the base.
5. Dogs can jump surprisingly high.
  - a. Small dogs can be contained by a 1 metre (3 1/2 ft) fence.
  - b. Medium to large breeds with good jumping skills require 1.8 metres (6 ft) fencing.
6. Self-closing gates are ideal as you'll want to keep gates secure at all times.
7. Keep your shed secure to avoid access to chemicals or sharp objects.  
Even wire plant stakes can become a dangerous toy for your dog.
8. Lock your compost bin or avoid composting items that can be harmful if ingested – eg avocados, grapes, onions.
9. Avoid using non-organic slug pellets, as these are toxic to all wildlife. Try to keep your dog from eating slugs, snails or frogs! Lungworm is a serious infection that can be contracted by eating them. Signs include difficulty breathing, coughing, lethargy and bleeding for longer than normal.
10. Plan to live with yellow grass (urine spots), or train your dog to go to one area that you can hose down regularly. Try these master gardener tips to rejuvenate yellow patches.



**Creating a better life for animal companions and those who love them.**

